



Be a rally navigator...

Try it from the comfort of your own PC!

HOW TO USE THIS DOCUMENT

Using this document - and [Streetmap.co.uk](https://www.streetmap.co.uk) - you can replicate a recent 12-car navigational rally from the comfort of your own PC. You will take on the role of navigator, using the actual clues used on a recent event. The instructions are below:

Replicated below are the novice and semi-expert instructions for the Southern Car Club 'Southern Soirée' 12-car rally held in October 2021. It puts you in the shoes of the navigator, allowing you to see if you can plot and follow the different navigational clues around the course. You can use the online Ordnance Survey map at [Streetmap.co.uk](https://www.streetmap.co.uk).

You start at the first checkpoint, [HERE](#). You need to plot each clue and then find a route that joins them up without needing to turnaround or crossover the route again. You will need to plot two clues ahead to figure out which roads to use to get there AND be heading in the right direction for the next location.

You can tell you are on the right track at the end of each section, by comparing where you are to the grid reference for the Time Control at the start of the next section.

Explanations of how the clues work have been added to each section in green. If you get stuck, there is an answer sheet for each section also provided on this webpage.

Good luck!

Some useful nomenclature:

- TC = Time Control - a checkpoint along the route which you must reach on time (timed to the minute)
- WSW / SW / NW etc = the compass direction from which you should approach the Time Control
- CRO = 'coloured roads only'; i.e. do not consider roads that are white on the map

SECTION 1

TC1 WSW427½ 533½

Weald Motor Club / Southern Car Club 12 Car Friday 1st October 2021

NOVICE/SEMI-EXPERT

TC1 FIRST CAR DUE AT 20:16

TC1 WSW427½ 533½ (in Lay-by)

First Car due at TC2 20:24

First Car Due at TC3 20:35

CRO

Time Allowed 19 mins

Go via TC2 to TC3

430½ 536½	428 558	451 559
467½ 569	470 550½	470½ 523

Navigation theme: **OS map references**

Find the TC1 map reference on Streetmap.co.uk, and, approaching it from the WSW, follow the route through each subsequent map reference in turn - without making a U-turn or crossing over your tracks! You should end up at the map reference for TC3 on the next page. Ignore TC2 for this exercise as it was a 'hidden' control and there is no map reference provided for it.

SECTION 2

TC3 SW471 523

Weald Motor Club / Southern Car Club 12 Car Friday 1st October 2021

NOVICE/SEMI-EXPERT

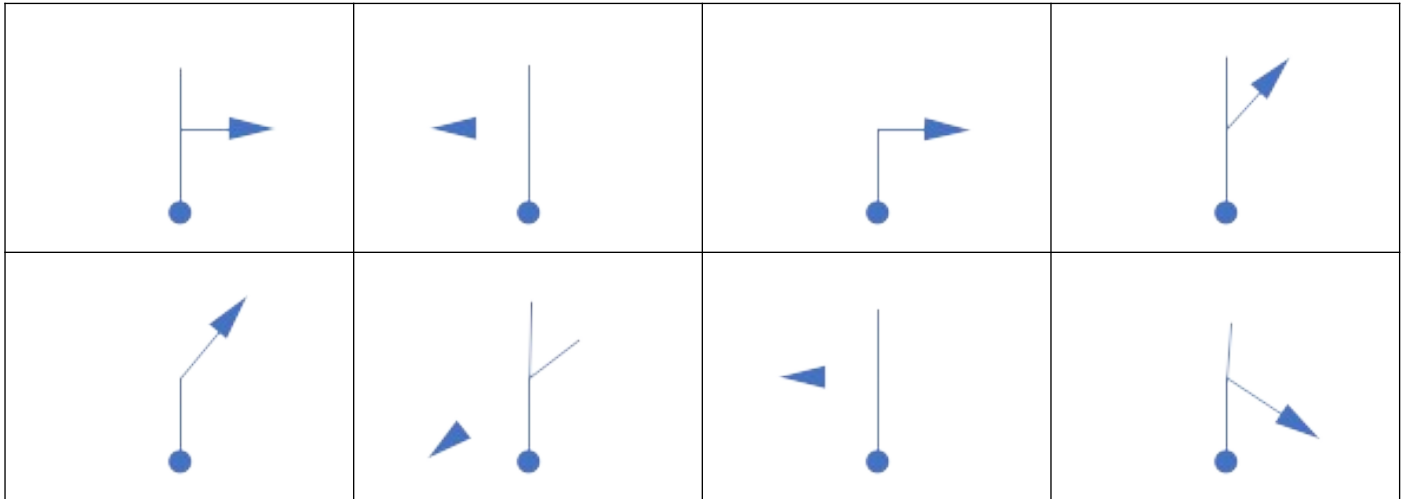
TC3 SW471 523

First Car Due at TC4 20:43

CRO

Time Allowed 8 mins

Proceed to TC4 passing through the following junctions



Navigation theme: **Tulip diagrams**

The next series of junctions is represented by this series of diagrams. You will enter the junction from the circle and exit from the arrow. You should end up at TC4.

SECTION 3

TC4 SSW 500 538

Weald Motor Club / Southern Car Club 12 Car Friday 1st October 2021

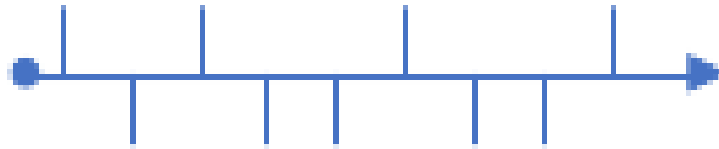
NOVICE/SEMI-EXPERT

TC4 SSW 500 538

First Car Due at TC5 20:51

CRO

Time Allowed 8 mins



Navigation theme: **Herringbone**

You are following the route from the circle to the arrow, and every line along the way represents a road you are NOT taking. For example, the first line is on the left; this could mean you EITHER carry straight on, past a left turn OR you turn right, off the road you are on. Whatever the junction is, you are taking the right-most option.

SECTION 4

TC5 W533 525½

Weald Motor Club / Southern Car Club 12 Car Friday 1st October 2021

NOVICE/SEMI-EXPERT

TC5 W533 525½

First Car Due at TC6 20:56

CRO

Time Allowed 5 mins

Proceed via these junctions

YRR	RYR	YYY
YYY	YYYY WSW	YYY

Navigation theme: **Road colours**

Each set of letters represents a junction. The first letter is the colour of the road you enter the junction on. You will need to look ahead to the next junction to see which option works for exiting the junction. The four-letter clue denotes a crossroads with multiple solutions, so the compass direction tells you which option to take.

SECTION 5

TC6 S556 541

Weald Motor Club / Southern Car Club 12 Car Friday 1st October 2021

NOVICE/SEMI-EXPERT

TC6 S556 541

First Car Due at TC7 21:09

CRO

Time Allowed 13 mins

This is a link section to TC 7, go via:-

550 567	528 570	508 591½ N
---------	---------	------------

Navigation theme: **OS map references**

As used in Section 1

SECTION 6

TC7 SW508 595½

Weald Motor Club / Southern Car Club 12 Car Friday 1st October 2021

NOVICE/SEMI-EXPERT

TC7 SW508 595½

First Car Due at TC8 21:24

CRO

Time Allowed 15 mins

Go via:-

60 51 61 62 51 50 63 49 63 48 47 62 61 60

Navigation theme: **Grid lines**

Each number represents the OS map gridline that the road you need to take exits the grid square, so some will represent North/South and others East/West. Again, you may need to look ahead to choose the correct option.

SECTION 7

TC8 NE464½ 604

Weald Motor Club / Southern Car Club 12 Car Friday 1st October 2021

NOVICE/SEMI-EXPERT


TC8 NE464½ 604

First Car Due at TC9 21:46

CRO

Time Allowed 22 mins

Proceed to TC9 via 189 and then through the following squares



Navigation theme: **Map traces**

Each square represents the line of the road you should take through a grid square on the OS map.

SECTION 8

TC9 NE367 531½

Weald Motor Club / Southern Car Club 12 Car Friday 1st October 2021

NOVICE/SEMI-EXPERT

TC9 NE367 531½

Now return to The Barley Mow 372½ 506 and hand in your timecard and damage declaration within 10 minutes of your time at TC 9

Navigation theme: **Get to the pub!**

Congratulations, you have now finished and just need to await confirmation that you have won the event!

We hope you had fun doing this desktop version of the event.

Remember, the competitors are doing this while giving directions, at night, on a clipboard on their lap and under time pressure! If you fancy having a go, fill out the contact form on the [Southern Car Club website](#) and we'll help you get started.